

To read the meter open the flip lid to display the current reading.

This screen is the main display which shows:

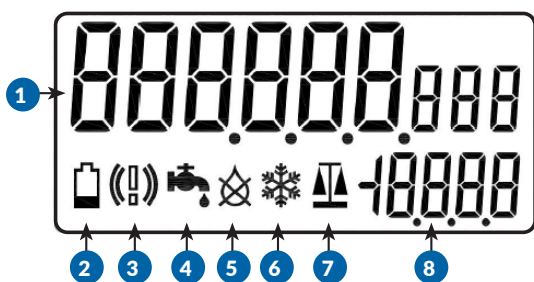

- the total amount of water that has gone through the meter; and
- information indicators – see legend for details.

The meter reads in kilolitres (kL) or cubic meters (m<sup>3</sup>), both are exactly the same. There are up to 9 digits displayed on the screen at start up, 6 digits to the left of the decimal point and 3 digits to the right.

Council only bills in kilolitres (kL) and therefore only uses the digits to the left of the decimal point for meter reads.

Please ensure flip lid is closed when not viewing display.

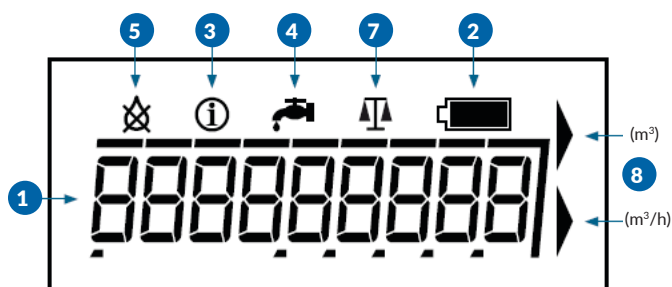
## Itron Intelis™ W Source™ NB IoT



### Legend

- 1 Main display - up to 9 digits
- 2 Low Battery level indicator
- 3 System or application alarm indicator
- 4 Leakage indicator - Water leak from previous day. If continuous flow is detected, it could be a leak. This is shown with a tap symbol. Flashing symbol - shows water was flowing every one hour interval in the last 24hrs. (Alarm threshold is minimum of 20L/hr over 24 hours.)
- 5 Air in pipe indicator
- 6 Freezing alarm indicator
- 7 Test mode indicator
- 8 Flowrate indicators - This shows real time water usage (displayed as kL/h or m<sup>3</sup>/h). If figure is zero (0), no water is currently being used at the property. You may have the Itron Intelis Smart Water Meter which does not show this on the main screen, it is displayed on the second screen (cycles after 12 seconds) and indicated by an arrow on the right hand side (displayed m<sup>3</sup>/h).

## Itron Intelis



Please note: If this figure is greater than zero (0) and your taps are turned off and you're not using any water, it's possible you may have a leak – see 4. Leakage indicator above.